

CINEMA^{per a}estudiants

CURS 2008 – 2009



Pel·lícula recomanada per a:
Cicle Superior de Primària. ESO.

Àrees i Temes:

Llengua anglesa / Literatura fantàstica

The Spiderwick Chronicles



Direcció: Mark Waters.

Interpretació: Freddie Highmore (Simon/Jared), Mary-Louise Parker (Helen), Nick Nolte (Mulgarath), Joan Plowright (tia Lucinda), David Strathairn (Arthur Spiderwick), Seth Rogen (Hogsqueal/Cerdonio), Martin Short (Thimbletack/Dedaleta), Sarah Bolger (Mallory).

Guió: John Sayles, Karey Kirkpatrick i David Berenbaum; basat en la serie de novel·les de Tony DiTerlizzi i Holly Black.

Producció: Mark Canton, Larry Franco, Ellen Goldsmit Vein i Karey Kirkpatrick.

Música: James Horner.

Fotografia: Caleb Deschanel.

Muntatge: Michael Kahn.

Disseny de producció: James Bissell.

Vestuari: Joanna Johnston i Odette Gadoury.

País: USA. **Any:** 2008. **Durada:** 97 min. **Gènere:** Aventures, fantasia.

Sinopsi

Des del moment en què la família Grace (Jared, el seu germà bessó Simon, la seva germana Mallory i la mare dels tres) es muda a la vella i aïllada casa d'Arthur Spiderwick, el seu oncle besavi, comencen a ocórrer coses molt rares. Una sèrie d'estranyes desaparicions i accidents manquen d'explicació lògica, de manera que els germans comencen a investigar. A poc a poc descobreixen l'extraordinària veritat de la casa de Spiderwick i de les criatures que habiten en ella.



ACTIVITY 1. Synopsis of the film.


Read the synopsis of the film and then fill the blanks with the suitable words. Pay attention to the context.

**survive – secrets – danger – solution – book –
guide – new – sister – creatures**



Jared has a twin brother, Simon, and a 1)....., Mallory. His parents are divorced and his mum, Mrs. Grace, decides to start a 2)..... life. They move from the city into

the Spiderwick State, an old house given to the Grace family by Aunt Lucinda.



Jared, who is a very naughty kid, discovers 3)..... in the house: a dumbwaiter system, a key and Arthur Spiderwick's hidden study. In the study, he finds an old book in a chest:

this 4)..... is the Spiderwick's Field Guide to fairies. The book has a note: Don't read this book or you will have problems!. This is the real warning: *Warning! Do not dare to read this book, for if you take a fateful look you face a deadly consequence.*



Jared reads the book and opens a new fantastic world of magical 5)..... : the first creature is a brownie called Thimbletack. Thimbletack gives Jared a stone with a hole. With this stone, he can see the fairies and all the creatures. He also sees the protective circle around the house. The house is protected because an ogre called Mulgarath wants the field 6)..... to have power over the entire fairy kingdom.

Mulgarath's servants, the goblins, go to steal the field guide, and they kidnap Simon by mistake. Jared must help his brother and he sees they are in 7)..... .With the help of their sister Mallory, they must go and see Aunt Lucinda, who lives in a psychiatric hospital. Aunt Lucinda gives them the clues to find the 8)..... : they must find Arthur Spiderwick, and then he must destroy the book. This has serious implications for the Grace brothers: they will 9)..... only if they work together and fight the dangerous creatures.





ACTIVITY 2. The protagonists of the film.

Read each description of the protagonists of the film and then match them to the correct photo.

- 1- Jared Grace is a teenage boy. His hair is straight and dark. He wears casual clothes. His jacket is red.
- 2- Simon Grace looks like his brother Jared. They're twins. He looks more serious and formal. His jacket is beige.
- 3- Mallory Grace is a teenage girl. She's older than her brothers and has long curly hair.
- 4- Hellen Grace is the mum. She has long dark hair and in the picture is giving dinner to the kids.
- 5- Aunt Lucinda is a kind old woman with white hair. She looks elegant and pleasant.
- 6- Arthur Spiderwick is a middle-aged man. He wears glasses. He loves nature and he's looking at a butterfly in the picture.

The Spiderwick Chronicles



1)



2)



3)



4)



5)



6)



ACTIVITY 3. The magical creatures in the film.

Match 1 – 9 with A – I to make full sentences



1. GOBLINS have short legs but they can	A. ... hard. They protect the people living in the house.
2. SPRITES are very colourful and look	B. ... and eagle and a lion.
3. BROWNIES live in houses and work	C. ... run very quickly. They are dangerous.
4. REDCAPS wear an...	D. ... like flowers.
5. OGRES are dangerous and fierce and can...	E. ... pig. Its saliva has magical powers.
6. A HOBGOBLIN is friendly and looks like a	F. ... change their shape and become a different creature.
7. A BOGGART lives in a house but it's the...	G. ... opposite of a brownie. They're really bad.
8. A GRIFFIN is a mixture of...	H. ... the ogres, but more stupid.
9. TROLLS are cousins to ...	I. ... old hat. They are fierce and ugly.




ACTIVITY 4. The Spiderwick State.

This is the photo of The Spiderwick State, the new house of the Grace family. Write a short description about it, describing its rooms, its secrets and the things that there are around it.





First, make a list of adjectives, objects and places and then write your description. ALWAYS PLAN BEFORE YOU WRITE.

ADJECTIVES	OBJECTS AND ROOMS	PLACES AROUND IT
dark	kitchen	forest
<p>WRITE YOUR DESCRIPTION HERE:</p> <p>The Spiderwick State is</p> 		



ACTIVITY 5. Writing negative sentences.

These sentences are not correct. Write them in the negative using the correct negative form. Remember to use the correct auxiliary verb if it's necessary.

1. Jared has got a brother and two sisters.
2. Ellen Grace lives with her husband.
3. Aunt Lucinda lives at the Spiderwick State.
4. Arthur Spiderwick liked cars and inventions.
5. Thimbletack is a dangerous ogre.
6. Mulgarath is a happy brownie.
7. The protective circle protects the forest.
8. With the Seeing Stone you can become invisible.
9. The Field Guide is a map of the Spiderwick State.
10. Arthur Spiderwick hid the Field Guide in a tree.






ACTIVITY 6.

Some of these sentences give you information about the film. With the help of a dictionary translate them. Pay attention because some of the sentences rhyme!

- 1- Their world is closer than you think.
- 2- Beware!
- 3- All can be known with a lens of stone.
- 4- Click, clack, and watch your back.
- 5- In certain times, at certain places, brownies choose to show their faces.
- 6- It wouldn't be nice to ice the mice.





ORGANITZA
CINEMA^{per}aestudiants

INFORMACIÓ I RESERVA

cinemaperaestudiants@cinemacultural.es
Telf. 935403698 / 660070129. Fax.935555070

AMB EL SUPORT DE

Ajuntament de Badalona (Àrea d'Educació)
Ajuntament de l'Hospitalet de Llobregat (Educació i Cultura)
Ajuntament de Mataró (Educació)
Ajuntament de Santa Coloma de Gramenet (Educació)
Ajuntament de Terrassa (Educació)
Diputació de Barcelona (Àrea de Cultura. Àrea d'Educació)

COL.LABOREN

Centres de Recursos Pedagògics
Maresme I, Maresme III i Ciutat de Badalona